

Radial Lead Resettable Polymer PTCs

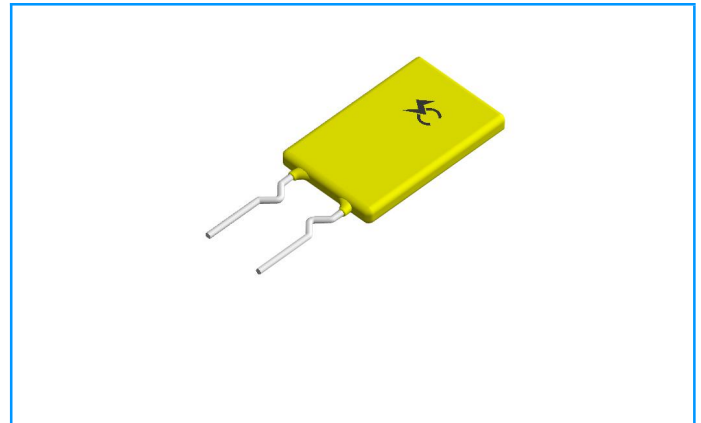
SC16-135SW0A

Features

- ◆ RoHS Compliant and Halogen-Free
- ◆ Radial leaded Devices
- ◆ Cured, flame retardant epoxy polymer insulating material meets UL94V-0 requirements
- ◆ Operation Current: 1.35A, Maximum Voltage:16Vdc, Operating Temperature: -40°C to +85°C

Applications

- ◆ Computers and peripherals
- ◆ Power ports
- ◆ General electronics



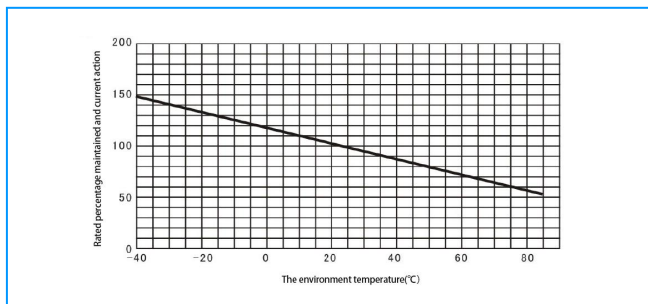
Electrical Parameters

Part Number	I _{hold} (A)	I _{trip} (A)	V _{max} (Vdc)	I _{max} (A)	P _{dtyp} (W)	Maximum Time To Trip		Resistance		
						Current (A)	Time (S)	R _{min} (mΩ)	R _{max} (mΩ)	R1 _{max} (mΩ)
SC16-135SW0A	1.35	2.70	16	40	0.80	4.05	10	55	110	140

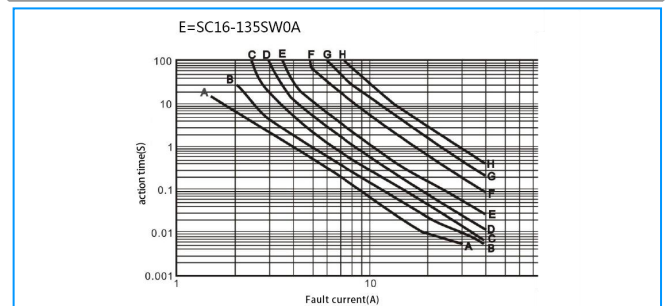
I_{hold}= Hold current: maximum current at which the device will not trip at 25°C still air.
 I_{trip}= Trip current: minimum current at which the device will always at 25°C still air.
 V_{max}= Maximum voltage device can withstand without damage at rated current.
 I_{max}= Maximum fault current device can withstand without damage at rated voltage.
 T_{trip}=Maximum time to trip(s) at assigned current.
 P_{dtyp}= Typical power dissipation: typical amount of power dissipated by the device when in state air environment.
 R_{min}= Minimum device resistance at 25°C prior to tripping.
 R_{max}= Maximum device resistance at 25°C prior to tripping.
 R1_{max}= Maximum resistance of device at 25° C measured one hour after tripping.
 Caution: Operation beyond the specified rating may result in damage and possible arcing and flame.

Part Number	Maximum Ambient Operation Temperature								
	-40°C	-20°C	0°C	25°C	40°C	50°C	60°C	70°C	85°C
	Hold Current (A)								
SC16-135SW0A	1.96	1.76	1.55	1.35	1.12	1.04	0.92	0.82	0.70

Average Time Current Curves



Temperature Rerating Curve



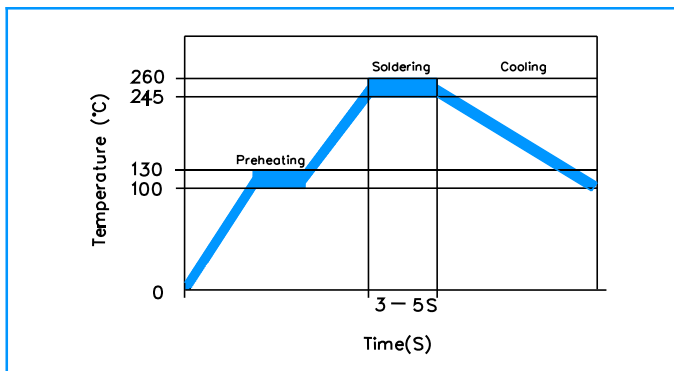
Radial Lead Resettable Polymer PTCs

SC16-135SW0A

Test Procedures and Requirements

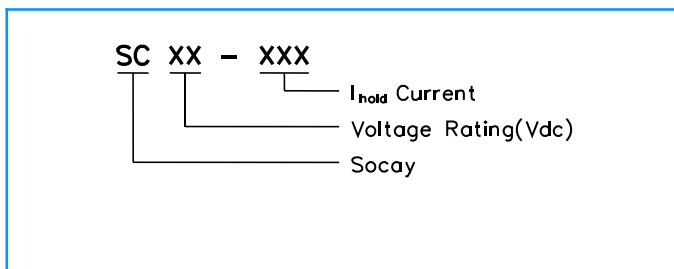
Test Item	Test Conditions	Accept/Reject Criteria
Resistance	In still air @25°C	$R_{min} \leq R \leq R_{max}$
Hold Current	60 min, @ I_{hold}	No trip
Time to Trip	Specified current, V_{max} , @25°C	$T \leq$ Maximum Time To Trip
Frequency Current Withstand	V_{max} / I_{max} , 15 minute	Resistance change rate: $\leq 50\%$
Trip Endurance	V_{max} / I_{max} , 24 hours	No arcing or burning

Soldering Parameters

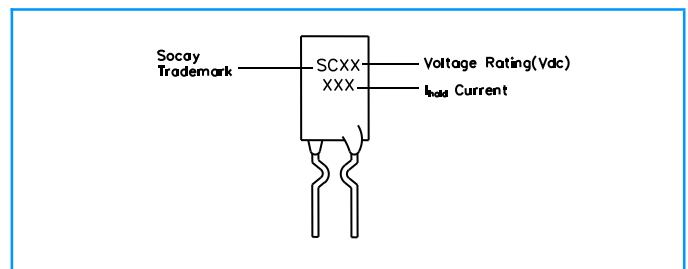


Pre-Heating Zone	Refer to the condition recommended by the manufacturer. Max. ramping rate should not exceed 4°C/Sec
Soldering Zone	Max. solder temperature should not exceed 260°C
Cooling Zone	Cooling by natural convection in air

Part Numbering



Part Marking



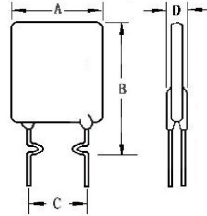
Packaging and Storage

Part Number	Quantity
SC16-135SW0A	1000Pcs/Bag or 2000Pcs/Box

Radial Lead Resettable Polymer PTCs

SC16-135SW0A

Dimensions



Part Number	Dimensions (mm)				Lead Material
	A (Max)	B (Max)	C	D (Max)	Tinned Metal (mm)
SC16-135SW0A	6.5	14.5	5.1±0.5	3.0	24 AWG/Φ0.5